


# iO-8 Input/Output Expander



With expander iO-8 you can increase the number of inputs and outputs in a compatible TRIKDIS device.

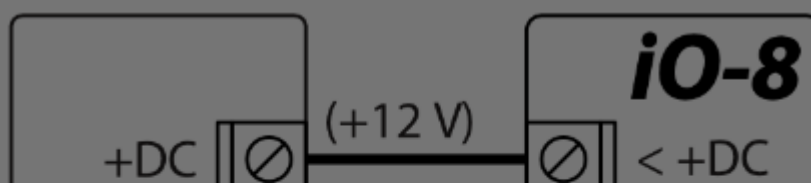
iO-8 has 8 contacts, which can be set to either input or output mode.

Visit iO-8 page on [trikdis.com](http://trikdis.com) for device specifications and an up-to-date list of compatible TRIKDIS devices.

Compatible with SP3, CG17, GT+, GT, G16, G16T, G17F, E16, E16T, GATOR Cellular and GATOR WiFi.

## Follow these steps to set up iO-8:

1. Wire iO-8 to a compatible TRIKDIS device as shown:



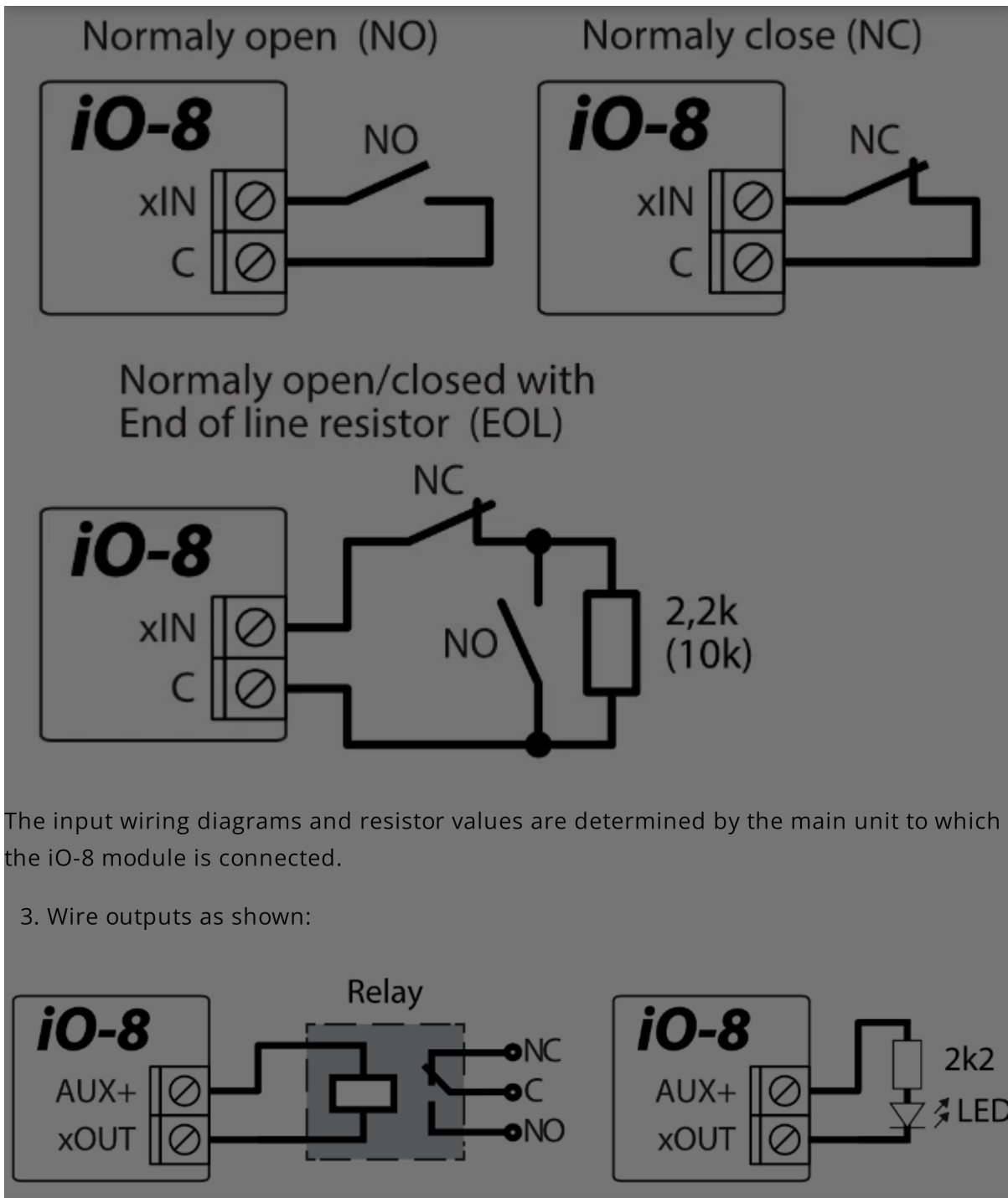
## Cookie consent

We use cookies to measure the effectiveness of our documentation and whether users find what they're searching for. With your consent, you're helping us to make our documentation better.

Google Analytics

Accept

Reject

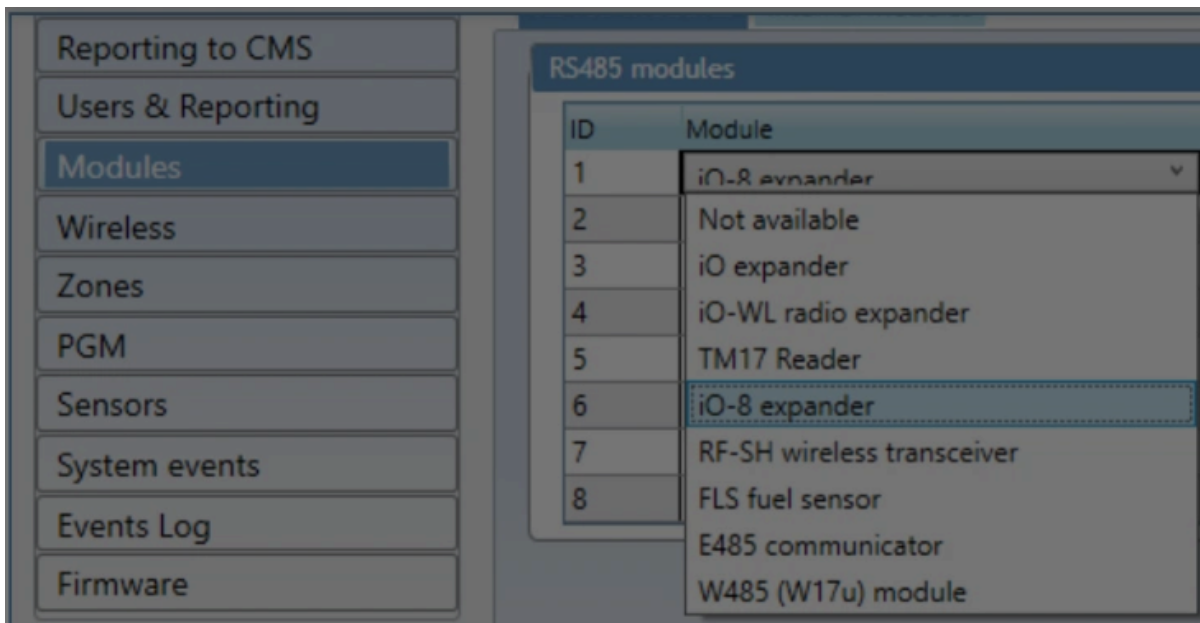


**Cookie consent**

We use cookies to measure the effectiveness of our documentation and whether users find what they're searching for. With your consent, you're helping us to make our documentation better.

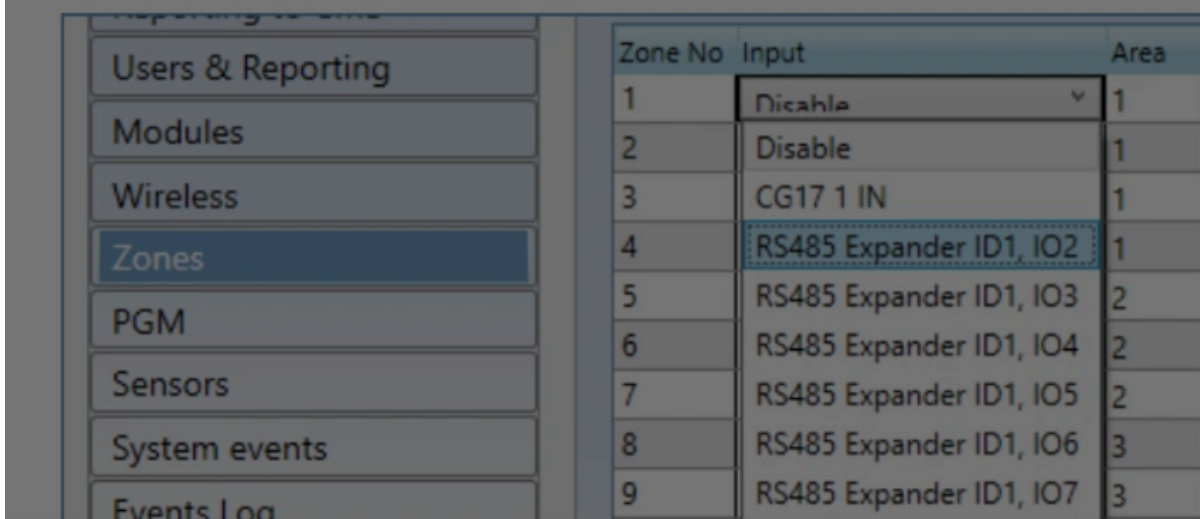
- Google Analytics





6. Enter iO-8 Serial No. (numbers only) in the cell to the right. You will find this number on the sticker on iO-8.

7. In the **Input** and **PGM Output** drop-down menu selection (Zones and PGM window), you will now see the iO-8 inputs and outputs, which you can enable:



### Cookie consent

We use cookies to measure the effectiveness of our documentation and whether users find what they're searching for. With your consent, you're helping us to make our documentation better.

Google Analytics